

HUB Headlight

HUB Division Inc., Northeastern Region, National Model Railroad Association - Volume 22 Number 1, Sept.-Oct. 2005
<http://www.hubdiv.org>

RAILFUN TIMETABLE

TUNE UP NIGHT

for the 2005-06 Season

By Mark and the "Car Knockers"
8 p.m., Friday, Sept. 16, 2005
Cambridge School of Weston

Mark Harlow and his trusty crew will present our first activity of the season, where we all get the chance to do those little badly needed maintenance chores in a fun setting before the season begins its full swing. We'll renew old friendships and greet new members. We haven't done this in several years so it is appropriate to cover the topic again for new members and forgetful old ones like me. It doesn't matter what gauge you model in, if you have equipment that you like to run, it should be routinely checked and maintained to make sure it conforms to the standards for continued trouble-free operation. You can fix that dragging coupler pin or re-gauge those boxcar wheels; whatever needs fixing and cleaning should be attended to. Bring your equipment, tool kit and standards gauges. The crew will review the check-up procedures and present lots of great tips for keeping all your equipment in tip-top running shape. There will be several work stations set up so you can focus on the area where you need help.

We will have a programming and test track set up for DCC so members can learn how to operate. Even if you are not a member, come see what we're all about; maybe even swap a story or two.

INSIDE EMD:

A Tour of EMD Plant One

By Preston Cook
8 p.m., Friday, Oct. 21, 2005
Cambridge School of Weston

Preston will provide a unique tour of the original EMD plant in La Grange, Illinois, a facility that was demolished several years ago. The program includes a short history of EMD followed by a tour of the facility as it appeared at its peak during production in the 1970's. Engine, carbody frame and the works will be shown along with a description of the Dash-2 series and comparisons with the 50 and 60 series which followed. The plant has been demolished and production moved to London, Ontario, Canada. Like the old ALCO plant it is trip back to a place and time that now survives only in photos and the memory of those who worked there.

Preston worked for EMD for 16 years as a Field Service Engineer, a Training Instructor and as a District Engineer managing accounts for the government and Military. He currently provides technical and warranty support for a fleet of 37 Boise rebuilt F40PH-2C locomotives operated by the MBTA of Boston.

Since there will be much interest in this talk, get there early for good seating. We shall try to get the large auditorium or, if unavailable, the small auditorium. Look for the signs indicating the location when you arrive at the Cambridge School of Weston.

MENDING FENCES

By Michael Tylick
HUB Division's choice for Model Railroading Month Clinician
8 p.m., Friday, Nov. 18, 2005
Cambridge School of Weston

Spend a fun filled evening with the HUB's own Michael Tylick, author and creative modeler. We've chosen Mike because he has an eye for detail and a way of making scenes truly come alive. Here he will focus on building fences. Fences to protect, to separate, to keep out or in some cases in; but mainly just to add some interest to our urban and pastoral scenes. Once again we'll make use of a Bar Mills wooden fence kit product which Art Fahie showed us could greatly enhance our dioramas.


As usual, it is a good idea to bring a few tools, such as a razor knife, small paint brushes, a plastic water cup, cotton rag, sandpaper, glue, newspaper, wooden surface and dilute India ink or a wood stain.

Even if you don't want to try your hand in a little building project, come on in. You can enjoy the banter and tails as Mike weaves a story around everything fun he does.

A map to Cambridge School of Weston, where HUB Division Railfun meetings are held, is shown on page 6.

SHANTY TALK

By Rudy Slovacek



Welcome to our 48th Season

To old and new members alike, if you thought last year was great you should see what we've got cooked up for this season. New members should go to our website at HUBDIV.org and read our Headlight publications to see what we're about. If you want to communicate directly with other HUB members on the web and are an NMRA member then you can

sign up for our list server. For details see page 3 of the May/June 2004 Headlight on our website.

This year our program is loaded with activities, beginning with our fun filled Railfun Night season that starts on September 16. We will hold a tune up clinic to get your equipment in tiptop running shape. The following month we jump into a

speaker presentation by none other than Preston Cook, who on October 21 will take us on an Inside tour of EMD. This is one you won't want to miss. We will celebrate National Model Railroad Month on November 18 with one of our favorite clinicians, Mike Tylick, who, in one of our hands-on activities, will show us how to build and dress up Art Fahie's Bar Mills Fences. Come and knock a few boards around with us.

The HUB Division's Great Marlborough Train Show will kick off the holiday season on December 3-4. Sprinkled throughout the year will be a liberal amount of displays by the modular railroad group, beginning with our favorite, Children's Hospital, sometime in November, and of course the always popular Lexington National Heritage Museum on December 10-11. Our HUB Holiday Party is later this year, on January 7, so that members will have more opportunity to spend time with their families during this season.

So get connected to the internet or pay your Headlight mail subscription fee to find out what's going on and, most importantly, participate and volunteer to help us make this an even better year of Model Railroading.

Help Wanted

One overworked Railfun Coordinator seeks a willing assistant to help develop the program of activities and to learn the ropes. It involves picking what topics you'd like to see developed in the HUB's equivalent of *Model Railroader*. You needn't actually present the programs, but rather organize the talent and clinicians from our HUB pool to give clinics and presentations. Contact Rudy at 508-528-1011.



Jack Ellis talks about "The Last Two Inches" in a clinic given during HUB's trip to Art Fahie's Bar Mills Scale Model Works in June 2005.

TIPS FROM THE TRACK GANG

A Little Something Extra
By Rudy Slovacek

This year the HUB Division won its second Third Place trophy for best module group at the National Train show (its first award was at Toronto), and there was some talk of what would it take to be first. While it was true this year that we had some outstanding modules like the **Stan and Debbie Ames'** Brockwayville, **James Van Bokkelen's** Award winning, scratchbuilt Rowley Station and Farm, **Bill Cramer's** grain mill complex, **Jeff Gerow's** ever pleasing Mountain Bridge scene, **Andy Reynolds'** Snuffies Tavern, **Doug MacDonald's** Colorado Mountain module and **Jim Harter** and **Sue Zukowski's** Crawford,

along with a host of other scenically pleasing modules I couldn't help but start thinking....

How does one tie a collection of various different modules by individual modelers together? Imagine a four-foot city module plunked down next to a farm, which itself is next to a desert flanked by a fall mountain scene and you get a picture of what I mean. Modelers of non-sectional home layouts sometimes have similar problems transitioning from scene to scene. Several things which can provide continuity include a single expansive sky with a few clouds. Likewise using the same dirt, grass, and small stone materials at the edges of all discrete module sections.

In my own case, when I have finished depositing such ground materials in a patchwork on a glue

treated surface, I let it dry thoroughly and then tip the scene over news paper or sweep into a collection folder all the loose scenic material. This is placed in a large jar where the little stones, grass, dirt, cinders, etc provide a blend which I call a gimish. This gimish is then used at the edges where my scenes come together. The gimish is also constantly replenished after each scenery session and so produces a subtly changing blend having similar overall visual properties which ties together different scenes. Equally prototypical and an often neglected detail which carries through from scene to scene is power and communication wires on telephone poles and another of my favorites, mile markers.

Ah, but more on those later.

National Train Show Report

James E. Harter, Jr.
Asst. Module Coordinator

The HUB Division was well represented at the National Train Show in Cincinnati this year. HUB brought two trailer loads of modules, plus others in cars, and we were joined by past/remote members Doug MacDonald, who lives in Colorado, and Larry Madson, who lives in Ohio. Additionally, Sean O'Toole and Bill Cramer, who live in the Cleveland area, also exhibited with our club.


I believe that competing at the national level is one way we have for learning how to improve our showmanship. Several HUB members participated in the

individual module contest and the HUB Division's layout participated in the group modular layout contest. James Van Bokkelen took Third Place in the individual module competition and the HUB Division took Third Place in the group modular layout contest. Congratulations!

One of the most rewarding parts of our experience in shows is the feedback we get from the general public. Although it may upset the rivet counters, little kids chasing Thomas the Tank Engine or coming back a second and third time, dragging their parents and grandparents along to look for the Circus Train are extremely satisfying to see. When the general public stops and talks with our

members about their memories of New England, or how trains were important to them, or how much they enjoyed the extra switching activity on our layout, we truly know we put on a great show.

This is the second time I participated with the HUB Division at a national show, and it is the second time we placed in national competition. At Cincinnati, over 25% of the modules were new, and were built after the Toronto show two years earlier. Several of the 'old' modules were also radically different from before, including a significant wiring upgrading. This tells me that the HUB Division has a top-notch module program in place. We should be proud of it.



One of **James Van Bokkelen's** two modules that won Third Place at the NMRA National Convention in Cincinnati in July 2005. Photo by Jim Harter.

MODULE INFO

By Jim Harter
Assistant Module Coordinator

The Module Group requests contact information from all members with modules who are interested in receiving notices of modular layout events.

Members with email addresses may send that contact information to harter@newenglandcustomrail.com and members who wish to be contacted by phone may leave your phone number at (978) 897-8305, either speaking with me or leaving a message.

This way, our active module group members will be kept up to date in an efficient manner.



Departing Board of Directors member **Bill Parker** is presented with a token of appreciation by President **Mark Harlow** at the Spring Training show in Taunton last April. Photo by Peter Watson.

HUB Division Upcoming Events

- | | |
|---------------------|--|
| Sept. 16, 2005 | RAILFUN - 8:00 PM - Cambridge School of Weston |
| Oct. 3, 2005 | Deadline for Submissions to Headlight |
| Oct. 7-9, 2005 | NER Fall Convention , Stamford, CT |
| Oct. 21, 2005 | RAILFUN - 8:00 PM - Cambridge School of Weston |
| Nov. 18, 2005 | RAILFUN - 8:00 PM - Cambridge School of Weston |
| November 2005 | HUB Modular Railroad , Children's Hospital, Boston (date & time to be announced) |
| Dec. 3-4, 2005 | HUB Division's 'The Great Marlborough Train Show' Royal Plaza Trade Center
Marlborough, MA |
| Dec. 8, 2005 | Deadline for Submissions to Headlight |
| Dec. 10-11, 2005 | HUB Modular Railroad , National Heritage Museum, Lexington, MA |
| Jan. 7, 2006 | HUB Holiday Party |
| Jan. 20, 2006 | RAILFUN - 8:00 PM - Cambridge School of Weston |
| Jan. 28-29, 2006 | HUB Modular Railroad , Amherst Show, West Springfield, MA |
| Feb. 8, 2006 | Deadline for Submissions to Headlight |
| Feb. 17, 2006 | RAILFUN - 8:00 PM - Cambridge School of Weston |
| Mar. 18, 2006 | RAILFUN - 8:00 PM - Cambridge School of Weston |
| March 2006 | HUB Modular Railroad , South Shore Model Railroad Club Spring Show, Weymouth |
| Apr. 5, 2006 | Deadline for Submissions to Headlight |
| Apr. 21, 2006 | RAILFUN & ANNUAL MEETING - 8:00 PM - Cambridge School of Weston |
| May 19, 2006 | RAILFUN - 8:00 PM - Cambridge School of Weston |
| June 1-4, 2006 | NER Spring Convention , Worcester, MA |
| June 16, 2006 | RAILFUN - 8:00 PM - Cambridge School of Weston |

Treasurer's Report

Gerald Covino, Treasurer

We did complete our year close to reaching our financial goals. We did, however, spend slightly more money this year than we secured through our fund raising efforts. The negative spending is due to paying expenses associated with our upcoming December show sooner than planned.

Again this year, we did make adjusts in spending and deferred some expenses in order to maintain a strong financial position to insure the continued ability of the Division to deliver successful programs in the future.

On the plus side, our major fundraising project, "The Great Marlborough Train Show" performed better than the year previous, unfortunately, we did not reach our total financial goal. The Board does believe that it will take several years to build the show

attendance, both by dealers and patrons and we are pleased with the positive results, as we did experience an increase in both these figures. We continued to attract new members through our promotional membership efforts; this program continues to be a success. And finally, our Railfun meetings, Trackside 2004 and the Bar Mills Trip to Maine all proved to be successful programs offered to our membership. Our module group continues to be front and center in our educational efforts along with a very successful Spring Training program on April 30 in Taunton. In all our programs have grown this year.

Our Website took on a new appearance this year and, for the organization, it serves as an excellent avenue to get the word disseminated as to the activities of the organization.

So as we move into the new fiscal year, please remember that we rely upon your support to make the

programs a success. Our major fundraising project requires your assistance. Please remember, this event will provide the funds needed to carry on our mission. Our show is the principle source of revenue. We do need you as members to assist working at the show to make the event a financial success. Please don't be bashful, volunteer at least an hour, there are many jobs that require help. Contact Mark Harlow, our President, an offer your time. Your participation will provide you the opportunity to attend the Show, **admission free.**

Financial Report Year Ended June 30, 2005

Income All Sources	\$ 27,597.00
Expenses	<u>28,540.00</u>
Change in Cash Position	- \$ <u>943.00</u>
Year-end Account Balances	
Checkbook	\$ 544.00
Unrestricted Savings Account	6,064.00
Restricted Life Accounts	9,778.00
USPS Permit Account	<u>8.00</u>
Total Year-end Funds Available	\$ <u>16,394.00</u>

Charitable Gift Giving

Did you know that you can make a cash donation to the HUB Division and might be eligible to take it as a tax deduction? As most members know, the Hub Division, Inc. is a non-profit corporation dedicated to the promotion and education of railroads through model railroading activities. However, what most members don't realize is that our organization is a registered 501c(3) non-profit, charitable organization as defined by the Internal Revenue Service. This means that your cash contributions to the Hub, like any other charitable organization such as religious, medical or social charities

is fully tax deductible on your Federal Income Tax return.

Have you ever considered adding the Hub to the list of charities to which you contribute? As a member, the HUB Division is probably one of the few organizations that you would see the results of your direct support in terms of its programs and activities. We realize that each of you probably has many organizations seeking your financial support, why not consider adding the Hub to your list of charities that you could help? Also, you could be in a position to double your contribution. If you work for a company that matches your cash donation, just provide our Treasurer with the required

documentation, which your company will provide. The Hub Division will follow through to see the value of your gift is increased.

The Board realizes that this is the time of year when people review where they plan to make charitable donations. All we ask is that you consider what the Hub does, and support the Hub with your cash gift. All contributions will be acknowledged as required for tax filing purposes by the IRS. If you are interested, please direct your contributions to HUB Division Treasurer Gerry Covino.

Thank you for considering the Hub as one of your philanthropic priorities.

HUB Headlight

Volume 22, Number 1, September-October 2005

HUB Headlight, published by the HUB Division Inc., Northeastern Region, National Model Railroad Association, is issued in January, March, May, September and November. Contributions may be sent by email to the Editor or by mail to the Office Manager.

HUB Division Board of Directors

President
Mark Harlow
president@hubdiv.org

Vice President
Rich Johannes
vp@hubdiv.org

Treasurer
Gerry Covino
treasurer@hubdiv.org

Show Manager
Gerald L. Abegg
gabegg@bu.edu

Railfun Coordinator, NER MA Rep.
Rudy Slovacek
rslovacek@comcast.net

Sue Zukowski
Zukowski@NewEnglandCustomRails.com

Skip Farwell
Batchawnabeer@comcast.net

Jack Alexander
InterMtnPacific@yahoo.com

Mike Clements
mclements55@mindspring.com

Other HUB Division Leadership

Secretary
Ken Belovarac
Kenbelovarac@msn.com

Editor
Rich Pitter
richpitter@aol.com

Office Manager
George Thompson
George@my-dads-trains.com
P.O. Box 945, Wrentham, MA 02093

Clerk
Pete Watson
pawstrl@comcast.net

Membership
Curtis Nutt
thenutts@aol.com

Librarian
Harvey Humphrey

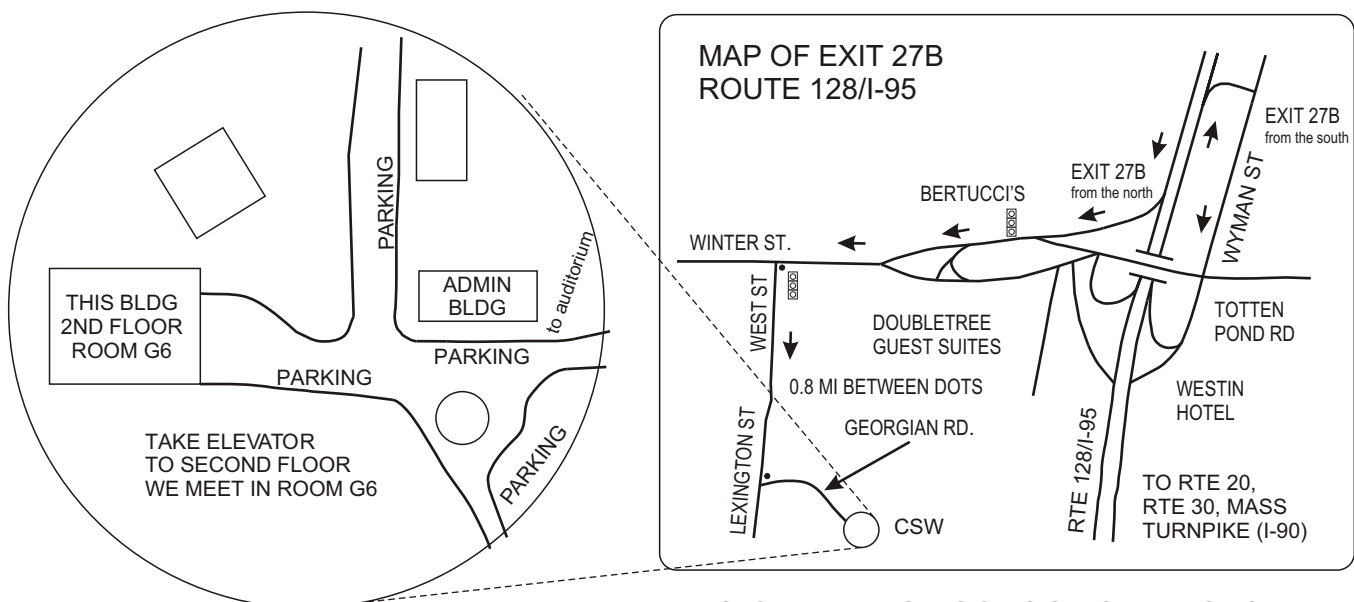
Module Superintendent
Frank Kastenholz
frank@kastenholz.org

Assistant Module Superintendent
Jim Harter
Harter@NewEnglandCustomRails.com

Membership: National Model Railroad Association Members residing within the boundaries of the HUB Division: zip codes 01400 through 02699. (Barnstable, Dukes, Essex, Franklin, Middlesex, Nantucket, Norfolk, Plymouth, Suffolk, and Worcester counties of Massachusetts.)

Headlight Printers
Versatile Printing Services, Inc.
Woburn, MA

MAP TO RAILFUN MEETINGS



MAP TO CAMBRIDGE SCHOOL OF WESTON

Order Form - Hub Division Apparel

Short Sleeve Shirts (\$25.00 each)

Wheat color shirt with Hub Division Logo and your name.

Sizes available: S M L XL XXL XXXL

Circle one option: With pocket Without pocket

Name on shirt: _____

short sleeve shirt @\$25 Size:___ Quantity: ___ Amount: ___

Long Sleeve Sweatshirts (price depends on weight)

Wheat color sweatshirt with Hub Division Logo.

Sizes available: S M L XL XXL XXXL

7 oz weight @\$20 Size:___ Quantity: ___ Amount: ___

9 oz weight @\$25 Size:___ Quantity: ___ Amount: ___

11 oz weight @\$30 Size:___ Quantity: ___ Amount: ___

Name on shirt: _____

If you want it mailed to you, add \$5.95

S&H: _____

Total (Check Payable to The Hub Division, Inc.) Total: _____

Your name: _____

Phone or email: _____

Mail to:

Gerry Covino, Treasurer
The Hub Division, Inc.
P.O. Box 1154
Burlington, MA 01803-6154

You will be contacted if there are any questions with your order and you will be notified when your order arrives. People may pick up their orders at Railfun meetings or shows to avoid the additional mailing costs.

IF YOU REQUEST MAILING PROVIDE YOUR ADDRESS.

HEADLIGHT SUBSCRIPTION FORM - HUB DIVISION INC - NER/NMRA

Enclose \$6 for subscription to the HUB Headlight through June 2006.

Make checks payable to:

Hub Division Inc

Mail to: George Thompson

Office Manager


PO Box 945

Wrentham, MA 02093

Name _____

Address _____

City _____ State _____ Zip _____



NAME TAGS ARE AVAILABLE AGAIN

You may have up to three lines on your name tag.
Badge and first line of printing is \$9.00, plus \$2.00 S&H.
Each additional line is another \$1.00.

COST: __\$11.00 (1 line) __\$12.00 (2 lines) __\$13.00 (3 lines)

First Line																				
2nd Line																				
3rd Line																				

Make check payable to:
Hub Division, Inc.

Mail order to:
Bill Powers
15 McGuire Rd
Sutton, MA 01590

Send completed tag to:
NAME _____
STREET _____
CITY _____ **ST** _____ **ZIP** _____